

## 1. Snapshot figures for the day<sup>1</sup>

**3268**

Total Active Cases<sup>2</sup>

**45314**

Total Cases

**1339**

Total Deaths

**40707**

Total Recovered

**382**

New Cases  
Today

**09**

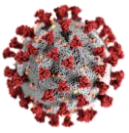
New Deaths  
Today

**285**

New Recoveries  
Today

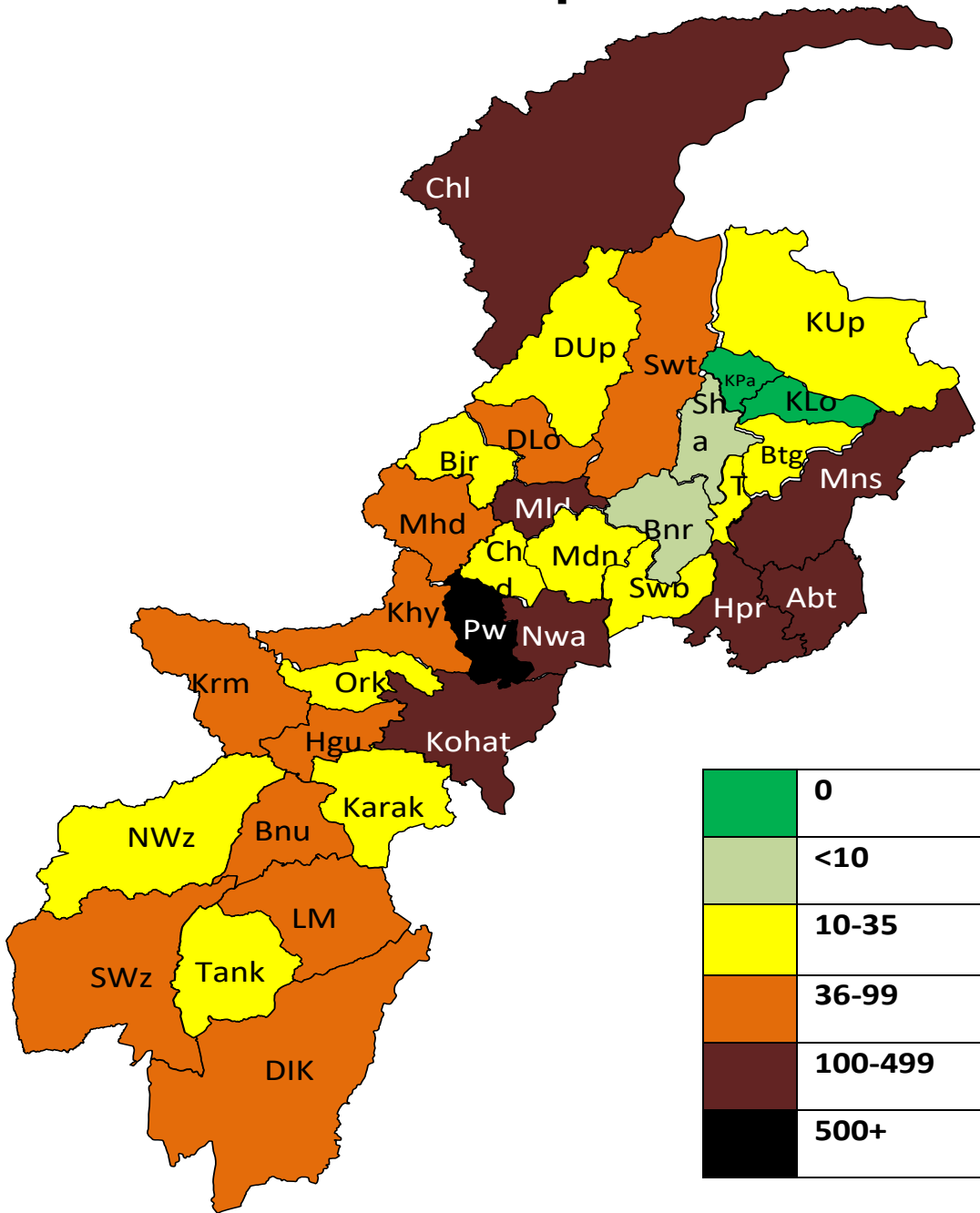
1. Figures up to 12 Midnight on the 23<sup>rd</sup> November, 2020
2. Active cases = total cases till now – deaths – recoveries



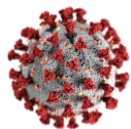


# Khyber Pakhtunkhwa Corona Virus Disease COVID-19 Daily Update 24 November 2020

## 2. Provincial Heatmap



Map colored by active cases



**Khyber  
Pakhtunkhwa  
Corona Virus  
Disease COVID-19  
Daily Update  
24 November 2020**

District	Cases		Deaths		Recoveries	Active Cases
	Total	24 hrs	Total	24 hrs		
<b>Total</b>	<b>45314</b>	<b>382</b>	<b>1339</b>	<b>9</b>	<b>40707</b>	<b>3268</b>

**Peshawar Division**

PESHAWAR	16974	165	631	5	15307	1036
CHARSADDA	984	11	15	0	941	28
NOWSHERA	1224	11	48	0	1068	108
KHYBER	887	0	11	0	781	95
MOHMAND	213	5	2	0	157	54
<b>Total</b>	<b>20282</b>	<b>192</b>	<b>707</b>	<b>5</b>	<b>18254</b>	<b>1321</b>

**3. District data**

**Mardan Division**

MARDAN	1357	9	61	0	1266	30
SWABI	667	1	31	0	611	25
<b>Total</b>	<b>2024</b>	<b>10</b>	<b>92</b>	<b>0</b>	<b>1877</b>	<b>55</b>

**Malakand Division**

SWAT	3270	2	104	0	3122	44
BUNER	506	0	11	0	491	4
DIR LOWER	1792	10	43	0	1692	57
DIR UPPER	1009	0	12	0	977	20
SHANGLA	456	0	4	0	445	7
MALAKAND	1783	12	40	0	1641	102
CHITRAL LOWER	823	15	7	0	710	106
CHITRAL UPPER	506	3	6	0	418	82
BAJAUR	661	9	33	0	618	10
<b>Total</b>	<b>10806</b>	<b>51</b>	<b>260</b>	<b>0</b>	<b>10114</b>	<b>432</b>

**Hazara Division**

MANSEHRA	1559	36	22	0	1306	231
ABBOTTABAD	2341	5	98	0	1808	435
HARIPUR	1122	21	23	4	977	122
TOR GHAR	54	0	0	0	34	20
KOHISTAN UPPER	80	0	0	0	68	12
KOHISTAN LOWER	93	0	0	0	93	0
KOLAI PALLAS	23	0	0	0	23	0
BATTAGRAM	463	0	16	0	429	18
<b>Total</b>	<b>5735</b>	<b>62</b>	<b>159</b>	<b>4</b>	<b>4738</b>	<b>838</b>

**Kohat Division**

KOHAT	1079	3	36	0	896	147
HANGU	291	9	8	0	238	45
KARAK	576	0	28	0	516	32
KURRAM	765	3	13	0	682	70
ORAKZAI	209	8	2	0	192	15
<b>Total</b>	<b>2920</b>	<b>23</b>	<b>87</b>	<b>0</b>	<b>2524</b>	<b>309</b>

**Bannu Division**

BANNU	319	12	8	0	255	56
LAKKI MARWAT	172	0	1	0	94	77
NORTH WAZIRISTAN	32	9	1	0	16	15
<b>Total</b>	<b>523</b>	<b>21</b>	<b>10</b>	<b>0</b>	<b>365</b>	<b>148</b>

**Dera Ismail Khan Division**

DERA ISMAIL KHAN	611	17	20	0	496	95
TANK	109	0	0	0	91	18
SOUTH WAZIRISTAN	152	6	3	0	97	52
<b>Total</b>	<b>872</b>	<b>23</b>	<b>23</b>	<b>0</b>	<b>684</b>	<b>165</b>

**Quarantine/Travellers**

<b>Total</b>	<b>2152</b>	<b>0</b>	<b>1</b>	<b>0</b>	<b>2151</b>	<b>0</b>
--------------	-------------	----------	----------	----------	-------------	----------

